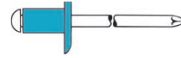


Blind rivets A2 stainless steel



large flange

Rivet body: Stainless steel A2 – no. 1.4567
Mandrel: Stainless steel A2 – no. 1.4541



Material surcharge will be added at a daily rate

	Rivet body D, x L mm	Grip range mm	Part no.	Quantity per box
4.8 - K 15 Hole Ø: 4.9 mm CE	4,8 x 14	8,0 - 9,5	633 0800	B 250
	4,8 x 16	9,5 - 11,0	633 0825	"
	4,8 x 20	11,0 - 15,0	633 0850	"
	4,8 x 25	15,0 - 20,0	633 0870	B 200
	4,8 x 30	20,0 - 25,0	633 0880	B 100
	4,8 x 35	25,0 - 30,0	633 0890	"

chart shear and tensile strength A2 stainless steel, standard, countersunk and large flange

A2 stainless steel / A2 stainless steel countersunk					
Rivet Ø mm	Shear strength N (kp)		Tensile strength N (kp)		Mandrel Ø mm
3	1.600	(163)	2.000	(205)	2,0
3,2	1.900	(275)	2.500	(255)	2,0
4	2.700	(275)	3.600	(367)	2,6
4 x 20 - 25	3.800	(385)	4.500	(479)	2,6
4,8	4.000	(408)	5.000	(510)	3,2
5	4.700	(479)	5.900	(602)	3,2
5 x 40	5.900	(602)	7.200	(735)	3,2

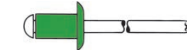
A2 stainless steel large flange					
Rivet Ø mm	Shear strength N (kp)		Tensile strength N (kp)		Max. head Ø mm
4,8	4.000	(408)	5.000	(510)	15,0

Blind rivets A4 stainless steel



standard (Dome head)

Rivet body: Stainless steel A4 – no. 1.4578
Mandrel: Stainless steel A4 – no. 1.4571



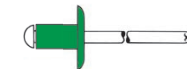
	Rivet body D, x L mm	Grip range mm	Part no.	Quantity per box
3 Hole Ø: 3.1 mm	3 x 6	1,0 - 3,0	648 0004	A 500
	3 x 8	3,0 - 5,0	648 0012	"
	3 x 10	5,0 - 6,5	648 0020	"
	3 x 12	6,5 - 8,5	648 0039	"
3.2 Hole Ø: 3.3 mm	3,2 x 6	1,0 - 3,0	648 0005	A 500
	3,2 x 8	3,0 - 5,0	648 0016	"
	3,2 x 10	5,0 - 6,5	648 0027	"
4 Hole Ø: 4.1 mm CE	4 x 6	1,0 - 2,5	648 0047	A 500
	4 x 8	2,5 - 4,5	648 0055	"
	4 x 10	4,5 - 6,5	648 0063	B 500
	4 x 12	6,5 - 8,5	648 0071	"
	4 x 14	8,5 - 10,5	648 0076	"
	4 x 16	10,5 - 12,0	648 0098	"

Material surcharge will be added at a daily rate

	Rivet body D, x L mm	Grip range mm	Part no.	Quantity per box
4.8 Hole Ø: 4.9 mm CE	4,8 x 6	1,5 - 3,0	648 0102	B 500
	4,8 x 8	3,0 - 4,5	648 0113	"
	4,8 x 10	4,5 - 6,0	648 0124	"
	4,8 x 12	6,0 - 7,5	648 0135	"
	4,8 x 14	8,0 - 9,5	648 0125	"
	4,8 x 16	9,5 - 11,0	648 0126	"
	4,8 x 20	11,0 - 15,0	648 0127	B 250
	4,8 x 25	15,0 - 20,0	648 0129	"
	4,8 x 30	20,0 - 25,0	648 0130	A 100
	4,8 x 35	25,0 - 30,0	648 0131	"
5 Hole Ø: 5.1 mm	5 x 8	2,0 - 4,0	648 0128	B 500
	5 x 10	4,0 - 6,0	648 0136	"
	5 x 12	6,0 - 8,0	648 0144	"
	5 x 14	8,0 - 9,5	648 0146	"
	5 x 16	8,0 - 11,0	648 0152	"
	5 x 20	11,0 - 15,0	648 0160	B 250
	5 x 25	15,0 - 20,0	648 0163	"
	5 x 30	20,0 - 25,0	648 0168	A 100
	5 x 35	25,0 - 30,0	648 0170	"

large flange

Rivet body: Stainless steel A4 – no. 1.4578
Mandrel: Stainless steel A4 – no. 1.4571



	Rivet body D, x L mm	Grip range mm	Part no.	Quantity per box
4.8 - K 15 Hole Ø: 4.9 mm CE	4,8 x 14	8,0 - 9,5	648 0202	B 250
	4,8 x 16	9,5 - 11,0	648 0210	"
	4,8 x 20	11,0 - 15,0	648 0215	"
	4,8 x 25	15,0 - 20,0	648 0220	B 200
	4,8 x 30	20,0 - 25,0	648 0225	B 100
	4,8 x 35	25,0 - 30,0	648 0230	"

Material surcharge will be added at a daily rate

The information on shear and tensile strength, rivet pin diameters and the maximum setting head diameters can be found on page 34.

Blind rivets A4 stainless steel



chart shear and tensile strength A4 stainless steel standard and large flange

Rivet Ø mm	Shear strength N (kp)	Tensile strength N (kp)	Mandrel Ø mm	Max. head Ø mm	Max. head Ø mm
3	standard	1.600 (163)	2.000 (205)	2,0	6,5
3,2	standard	1.900 (275)	2.500 (255)	2,0	6,5
4	standard	2.700 (275)	3.600 (367)	2,6	8,0
4 x 20 - 25	standard	3.800 (385)	4.500 (479)	2,6	8,0
4,8	large flange	4.000 (408)	5.000 (510)	3,2	15,0
4,8	standard	4.000 (408)	5.000 (510)	3,2	9,5
5	standard	4.700 (479)	5.900 (602)	3,2	9,5
5 x 40	standard	5.900 (602)	7.200 (735)	3,2	9,5

Test procedure according to DIN EN ISO 14589

Blind rivet Monel®



NEW

standard (Dome head)

Rivet body: Nickel-copper-alloy – no. 2.4360
Mandrel: Stainless steel A2 – no. 1.4541



	Rivet body D, x L mm	Grip range mm	Part no.	Quantity per box
4 Hole Ø: 4,1 mm	4 x 6	1,5 - 2,5	626 0001	A 500
	4 x 8	2,5 - 4,5	626 0002	"
	4 x 10	4,5 - 6,5	626 0003	B 500
	4 x 12	6,5 - 8,5	626 0004	"
	4 x 14	8,5 - 10,5	626 0005	"
	4 x 16	10,5 - 12,0	626 0006	"

	Rivet body D, x L mm	Grip range mm	Part no.	Quantity per box
4,8 Hole Ø: 4,9 mm	4,8 x 6	1,5 - 3,0	626 0010	B 500
	4,8 x 8	2,0 - 4,0	626 0011	"
	4,8 x 10	4,0 - 6,0	626 0012	"
	4,8 x 12	6,0 - 8,0	626 0013	"
	4,8 x 14	8,0 - 9,0	626 0014	"
	4,8 x 16	9,5 - 11,0	626 0015	B 500
	4,8 x 20	11,0 - 15,0	626 0016	"
	4,8 x 25	15,0 - 20,0	626 0017	"
	4,8 x 30	20,0 - 25,0	626 0018	"
	4,8 x 35	25,0 - 30,0	626 0019	"

countersunk

Rivet body: Nickel-copper-alloy – no. 2.4360
Mandrel: Stainless steel A2 – no. 1.4541

	Rivet body D, x L mm	Grip range mm	Part no.	Quantity per box
4 Hole Ø: 4,1 mm	4 x 8	1,5 - 4,5	626 0007	B 500
	4 x 10	4,5 - 6,5	626 0008	"
	4 x 12	6,5 - 8,5	626 0009	"



	Rivet body D, x L mm	Grip range mm	Part no.	Quantity per box
4,8 Hole Ø: 4,9 mm	4,8 x 8	2,5 - 4,0	626 0020	B 500
	4,8 x 10	4,0 - 6,0	626 0021	"
	4,8 x 12	6,0 - 8,0	626 0022	"

Blind rivet Monel®



NEW

large flange

Rivet body: Nickel-copper-alloy – no. 2.4360
Mandrel: Stainless steel A2 – no. 1.4541



	Rivet body D, x L mm	Grip range mm	Part no.	Quantity per box
4,8 Hole Ø: 4,9 mm	4,8 x 14	8,0 - 9,5	626 0023	B 250
	4,8 x 16	9,5 - 11,0	626 0024	"
	4,8 x 20	11,0 - 15,0	626 0025	"

	Rivet body D, x L mm	Grip range mm	Part no.	Quantity per box
4,8 Hole Ø: 4,9 mm	4,8 x 25	15,0 - 20,0	626 0026	B 250
	4,8 x 30	20,0 - 25,0	626 0027	"
	4,8 x 35	25,0 - 30,0	626 0028	"

chart shear and tensile strength monel®

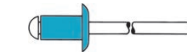
Rivet Ø mm	Shear strength N (kp)	Tensile strength N (kp)	Mandrel Ø mm	Max. head Ø mm
4	2.100 (214)	3.100 (316)	2,6	8,0
4,8	3.500 (408)	4.500 (510)	3,2	15

Test procedure according to DIN EN ISO 14589

Blind rivets Stinox

standard (Dome head)

Rivet body: Stainless steel A2 – no. 1.4567
Mandrel: Steel, zinc-plated



	Rivet body D, x L mm	Grip range mm	Part no.	Quantity per box
3 Hole Ø: 3,1 mm	3 x 6	1,0 - 3,0	636 0130	A 500
	3 x 8	3,0 - 5,0	636 0157	"
	3 x 10	5,0 - 6,5	636 0165	"
3,2 Hole Ø: 3,3 mm	3,2 x 6	1,0 - 3,0	636 0319	A 500
	3,2 x 8	3,0 - 5,0	636 0327	"
	3,2 x 10	5,0 - 6,5	636 0335	"

Material surcharge will be added at a daily rate.

	Rivet body D, x L mm	Grip range mm	Part no.	Quantity per box
4 Hole Ø: 4,1 mm	4 x 6	1,0 - 2,5	636 0416	A 500
	4 x 8	2,5 - 4,5	636 0440	"
	4 x 10	4,5 - 6,5	636 0459	B 500
	4 x 12	6,5 - 8,5	636 0467	"
	4 x 14	8,5 - 10,5	636 0473	"
4,8 Hole Ø: 4,9 mm	4 x 16	8,5 - 12,0	636 0483	"
	4,8 x 8	2,0 - 4,0	636 0621	B 500
	4,8 x 10	4,0 - 6,0	636 0634	"
	4,8 x 12	6,0 - 8,0	636 0648	"
5 Hole Ø: 5,1 mm	5 x 8	2,0 - 4,0	636 0920	B 500
	5 x 10	4,0 - 6,0	636 0939	"
	5 x 12	6,0 - 8,0	636 0947	"

chart shear and tensile strength stinox standard

Rivet Ø mm	Shear strength N (kp)	Tensile strength N (kp)	Mandrel Ø mm	Max. head Ø mm
3	1.600 (163)	2.000 (205)	2,0	6,5
3,2	1.900 (275)	2.500 (255)	2,0	6,5
4	2.700 (275)	3.600 (367)	2,6	8,0
4 x 20 - 25	3.800 (385)	4.500 (479)	2,6	8,0
4,8	4.000 (408)	5.000 (510)	3,2	9,5
5	4.700 (479)	5.900 (602)	3,2	9,5
5 x 40	5.900 (602)	7.200 (735)	3,2	9,5

Test procedure according to DIN EN ISO 14589