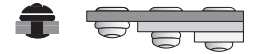


PolyGrip® – A most versatile small fellow

PolyGrip® blind rivets



GESIPA®-PolyGrip® – Favorite for difficult and demanding applications for all kinds of materials in industrial environment.

High flexibility in design

The setting process of PolyGrip® blind rivets is fully predictable and the shaft deformation can be programmed for every special application through intelligent locating of the shaft grooves. This allows to reliably predetermine the clamp force, radial shaft expansion and closing head build-up.

The production of PolyGrip® blind rivets is one of the core specialities of the GESIPA® factory in Thal, Thuringia.



The GESIPA® PolyGrip® range of blind rivets, originally meant to be only a multigrip rivet has meanwhile shown other multiple talents. This makes it a favourite choice for difficult and demanding applications in industrial environment. Whether in aluminium, steel or stainless steel, outdoor or indoor, with hard or soft application materials, critical hole diameters and tolerances, when nothing seems to work properly, GESIPA® PolyGrip® will usually save the day.

- **Outstanding hole filling capability:** The rivet body expands radially during the setting process and compensates hole tolerances, centering deviations and differences in diameter, thus always building up a playfree and tight joint.
- **Safe rest mandrel locking:** PolyGrip® blind rivets neither generate rattling noises due to free moving rest mandrels nor do they allow the risk of loss of the rest mandrel.
- **Splash waterproof** are the PolyGrip® blind rivets under certain conditions too. Hole filling and rest mandrel locking make of them a real alternative to closed end rivets when it is essential to prevent water flowing through the whole joint and not only through the rivet body.
- **A large closing head:** for a high tensile and unbuttoning resistance.


Main features

- **A wide grip range:** A single PolyGrip® blind rivet can replace to up to five different dimensions of DIN standard blind rivets.

Grip range of PolyGrip® blind rivets



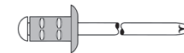
Grip range of conventional blind rivets



alu/steel standard

(Dome head)

Rivet body: **AlMg 2,5**
Mandrel: **Steel, zinc-plated**



	Rivet body D, x L mm	Grip range mm	Part no.	Quantity per box
3.2 Hole Ø: 3.3 mm	3,2 x 8	0,5 - 5,0	670 0012	P 1.000
	3,2 x 9,5	1,5 - 6,5	670 0020	"
	3,2 x 11	3,0 - 8,0	670 0039	"
4.0 Hole Ø: 4.1 mm	4 x 10	0,5 - 6,5	670 0071	P 500
	4 x 13	3,5 - 9,5	670 0098	"
	4 x 17	7,0 - 13,0	670 0101	"
4.8 Hole Ø: 4.9 mm CE Ü	4,8 x 10	0,5 - 6,5	670 0144	P 500
	4,8 x 15	4,5 - 11,0	670 0152	"
	4,8 x 17	6,5 - 13,0	670 0160	"
	4,8 x 25	11,0 - 19,5	670 0217	P 250
	4,8 x 30	16,0 - 24,0	670 0225	"
6.4 Hole Ø: 6.5 mm	6,4 x 15	1,5 - 9,0	670 0268	P 250
	6,4 x 20	6,0 - 14,0	670 0276	"
	6,4 x 25	10,0 - 18,0	670 0284	"

The information on shear and tensile strength, rivet pin diameters and the maximum setting head diameters can be found on page 41.

Under certain conditions all GESIPA® PolyGrip® blind rivets are splash waterproof.

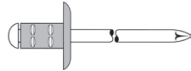


PolyGrip® blind rivets



alu/steel large flange

Rivet body: AlMg 2,5
Mandrel: Steel, zinc-plated



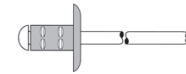
	Rivet body D, x L mm	Grip range mm	Part no.	Quantity per box
3.2 - K 9,5 Hole Ø: 3.3 mm	3,2 x 8	0,5 - 5,0	670 0047	P 1.000
	3,2 x 9,5	1,5 - 6,5	670 0055	"
	3,2 x 11	3,0 - 8,0	670 0063	"
4.0 - K 12 Hole Ø: 4.1 mm	4 x 10	0,5 - 6,5	670 0128	P 500
	4 x 13	3,5 - 9,5	670 0136	"
	4 x 17	7,0 - 13,0	670 0209	"
4.8 - K 16 Hole Ø: 4.9 mm CE	4,8 x 10	0,5 - 6,5	670 0179	P 250
	4,8 x 15	4,5 - 11,0	670 0187	"
	4,8 x 17	6,5 - 13,0	670 0195	"
	4,8 x 25	11,0 - 19,5	670 0233	P 100
	4,8 x 30	16,0 - 24,0	670 0241	"

PolyGrip® blind rivets



alu/stainless steel large flange

Rivet body: Alu AlMg 2,5
Mandrel: Stainless steel A2 –
no. 1.4541



	Rivet body D, x L mm	Grip range mm	Part no.	Quantity per box
3,2 - K 9,5 Hole Ø: 3,3 mm	3,2 x 8	0,5 - 5,0	672 0056	P 1.000
	3,2 x 9,5	1,5 - 6,5	672 0064	"
	3,2 x 11	3,0 - 8,0	672 0072	"
4,0 - K 12 Hole Ø: 4,1 mm CE	4 x 10	0,5 - 6,5	672 0110	P 500
	4 x 13	3,5 - 9,5	672 0129	"
	4 x 17	7,0 - 13,0	672 0137	"
4,8 - K 16 Hole Ø: 4,9 mm CE	4,8 x 10	0,5 - 6,5	672 0218	P 250
	4,8 x 15	4,5 - 11,0	672 0226	"
	4,8 x 17	6,5 - 13,0	672 0234	"
	4,8 x 25	11,0 - 19,5	672 0242	P 100
	4,8 x 30	16,0 - 24,0	672 0250	"

Material surcharge will be added at a daily rate.

alu/stainless steel standard

(Dome head)

Rivet body: Alu AlMg 2,5
Mandrel: Stainless steel A2 –
no. 1.4541



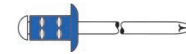
	Rivet body D, x L mm	Grip range mm	Part no.	Quantity per box
3.2 Hole Ø: 3.3 mm	3,2 x 8	0,5 - 5,0	672 0013	P 1.000
	3,2 x 9,5	1,5 - 6,5	672 0021	"
	3,2 x 11	3,0 - 8,0	672 0048	"
4.0 Hole Ø: 4.1 mm CE	4 x 10	0,5 - 6,5	672 0080	P 500
	4 x 13	3,5 - 9,5	672 0099	"
	4 x 17	7,0 - 13,0	672 0102	"
4.8 Hole Ø: 4.9 mm CE Ü	4,8 x 10	0,5 - 6,5	672 0145	P 500
	4,8 x 15	4,5 - 11,0	672 0153	"
	4,8 x 17	6,5 - 13,0	672 0161	"
	4,8 x 25	11,0 - 19,5	672 0188	P 250
	4,8 x 30	16,0 - 24,0	672 0196	"
6.4 Hole Ø: 6.5 mm	6,4 x 15	1,5 - 9,0	672 0269	P 250
	6,4 x 20	6,0 - 14,0	672 0277	"
	6,4 x 25	10,0 - 18,0	672 0285	"

Material surcharge will be added at a daily rate.

steel/steel standard

(Dome head)

Rivet body: Steel, zinc-plated
Mandrel: Steel, zinc-plated



	Rivet body D, x L mm	Grip range mm	Part no.	Quantity per box
3,2 Hole Ø: 3,3 mm	3,2 x 8	1,0 - 5,0	671 0018	P 1.000
	3,2 x 9,5	2,0 - 6,5	671 0026	"
	3,2 x 11	3,0 - 8,0	671 0034	"
4,0 Hole Ø: 4,1 mm	4 x 10	1,5 - 6,5	671 0077	P 500
	4 x 13	4,5 - 9,0	671 0085	"
	4 x 17	8,5 - 13,0	671 0093	"
4,8 Hole Ø: 4,9 mm	4,8 x 10	1,5 - 6,5	671 0131	P 500
	4,8 x 15	6,0 - 11,0	671 0158	"
	4,8 x 17	8,5 - 13,0	671 0166	"
6,4 Hole Ø: 6,5 mm	6,4 x 15	2,0 - 8,0	671 0263	P 250
	6,4 x 20	5,0 - 13,0	671 0285	"
	6,4 x 25	10,0 - 18,0	671 0294	P 200

The information on shear and tensile strength, rivet pin diameters and the maximum setting head diameters can be found on page 41.

