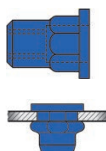


## Blind rivet nuts Steel half hexagonal

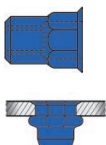
Material: Steel, zinc-plated

### Standard Dome head



|                        | Rivet body<br>D <sub>i</sub> x L mm | Grip range mm | Part no.        | Quantity per<br>box |
|------------------------|-------------------------------------|---------------|-----------------|---------------------|
| <b>M 4</b><br>SW6 +0,1 | <b>6 x 11,0</b>                     | 0,5 - 2,0     | <b>642 4007</b> | A 500               |
| <b>M 5</b><br>SW7 +0,1 | <b>7 x 12,0</b>                     | 0,5 - 3,0     | <b>642 4015</b> | A 500               |
| <b>M 6</b><br>SW9 +0,1 | <b>9 x 15,5</b>                     | 0,5 - 3,0     | <b>642 4023</b> | A 250               |
| <b>M 8</b><br>SW11+0,1 | <b>11 x 17,0</b>                    | 0,5 - 3,0     | <b>642 4031</b> | A 100               |

### Small head



|                         | Rivet body<br>D <sub>i</sub> x L mm | Grip range mm | Part no.        | Quantity per<br>box |
|-------------------------|-------------------------------------|---------------|-----------------|---------------------|
| <b>M 4</b><br>SW6 +0,1  | <b>6 x 11,0</b>                     | 0,5 - 2,0     | <b>642 4309</b> | A 500               |
| <b>M 5</b><br>SW7 +0,1  | <b>7 x 12,5</b>                     | 0,5 - 3,0     | <b>642 4317</b> | A 500               |
| <b>M 6</b><br>SW9 +0,1  | <b>9 x 15,5</b>                     | 0,5 - 3,0     | <b>642 4325</b> | A 250               |
| <b>M 8</b><br>SW11 +0,1 | <b>11 x 17,0</b>                    | 0,5 - 3,0     | <b>642 4333</b> | A 100               |

The maximum tightening torque and the threaded breaking force and shear strengths for all blind rivet nuts can be found on pages 160 and 161.

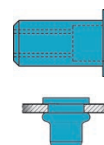
For head diameters, please report to page 171.

## Blind rivet nuts Stainless steel A2

Material: Stainless steel A2 1.4567

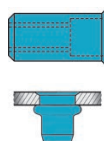


### Standard Dome head



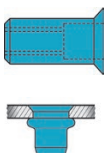
|                              | Rivet body<br>D <sub>i</sub> x L mm | Grip range mm | Part no.        | Quantity per<br>box |
|------------------------------|-------------------------------------|---------------|-----------------|---------------------|
| <b>M 4</b><br>HoleØ: 6,1 mm  | <b>6 x 11,0</b>                     | 0,25 - 3,0    | <b>643 0007</b> | A 500               |
|                              | <b>6 x 13,0</b>                     | 2,5 - 4,0     | <b>643 0015</b> | "                   |
| <b>M 5</b><br>HoleØ: 7,1 mm  | <b>7 x 11,5</b>                     | 0,25 - 3,0    | <b>643 0104</b> | A 500               |
|                              | <b>7 x 13,5</b>                     | 2,5 - 4,5     | <b>643 0112</b> | "                   |
| <b>M 6</b><br>HoleØ: 9,1 mm  | <b>9 x 15,5</b>                     | 0,25 - 3,5    | <b>643 0201</b> | A 250               |
|                              | <b>9 x 18,0</b>                     | 3,0 - 5,5     | <b>643 0228</b> | "                   |
| <b>M 8</b><br>HoleØ: 11,1 mm | <b>11 x 17,0</b>                    | 0,25 - 3,5    | <b>643 0309</b> | A 100               |
|                              | <b>11 x 20,0</b>                    | 3,0 - 6,0     | <b>643 0317</b> | "                   |

### Small head



|                              | Rivet body<br>D <sub>i</sub> x L mm | Grip range mm | Part no.        | Quantity per<br>box |
|------------------------------|-------------------------------------|---------------|-----------------|---------------------|
| <b>M 4</b><br>HoleØ: 6,1 mm  | <b>6 x 12,0</b>                     | 0,25 - 3,0    | <b>643 0503</b> | A 500               |
|                              | <b>6 x 13,0</b>                     | 2,5 - 4,0     | <b>643 0511</b> | "                   |
| <b>M 5</b><br>HoleØ: 7,1 mm  | <b>7 x 12,5</b>                     | 0,25 - 3,0    | <b>643 0600</b> | A 500               |
|                              | <b>7 x 13,5</b>                     | 2,5 - 4,5     | <b>643 0608</b> | "                   |
| <b>M 6</b><br>HoleØ: 9,1 mm  | <b>9 x 15,5</b>                     | 0,25 - 3,5    | <b>643 0708</b> | A 250               |
|                              | <b>9 x 18,0</b>                     | 3,0 - 5,5     | <b>643 0716</b> | "                   |
| <b>M 8</b><br>HoleØ: 11,1 mm | <b>11 x 17,0</b>                    | 0,25 - 3,5    | <b>643 0805</b> | A 100               |
|                              | <b>11 x 20,0</b>                    | 3,0 - 6,0     | <b>643 0813</b> | "                   |

### Countersunk



|                              | Rivet body<br>D <sub>i</sub> x L mm | Grip range mm | Part no.        | Quantity per<br>box |
|------------------------------|-------------------------------------|---------------|-----------------|---------------------|
| <b>M 4</b><br>HoleØ: 6,1 mm  | <b>6 x 12,0</b>                     | 1,5 - 3,0     | <b>643 2018</b> | A 500               |
|                              | <b>6 x 13,0</b>                     | 2,5 - 4,0     | <b>643 2026</b> | "                   |
| <b>M 5</b><br>HoleØ: 7,1 mm  | <b>7 x 13,5</b>                     | 1,5 - 4,0     | <b>643 2107</b> | A 500               |
|                              | <b>7 x 15,5</b>                     | 3,5 - 6,0     | <b>643 2115</b> | "                   |
| <b>M 6</b><br>HoleØ: 9,1 mm  | <b>9 x 17,0</b>                     | 1,5 - 4,5     | <b>643 2204</b> | A 250               |
|                              | <b>9 x 18,5</b>                     | 4,0 - 6,0     | <b>643 2212</b> | "                   |
| <b>M 8</b><br>HoleØ: 11,1 mm | <b>11 x 18,5</b>                    | 1,5 - 4,5     | <b>643 2301</b> | A 100               |
|                              | <b>11 x 20,0</b>                    | 4,0 - 6,0     | <b>643 2328</b> | "                   |

Material surcharge will be added at a daily rate

The maximum tightening torque and the threaded breaking force and shear strengths for all blind rivet nuts can be found on pages 160 and 161. For head diameters, please report to page 171.